

# Meet SAVVAS realize<sup>®</sup>



## The solution that reimagines teaching and learning

As a **Georgia** teacher, you have a lot on your plate. You don't need a cumbersome LMS tying up your time and frustrating your students. Enter Savvas Realize<sup>®</sup>— the most versatile LMS on the market, designed with you in mind, and now made even easier to use. With **one login**, you can access everything you need—from standards-aligned content and customizable assignments to **rich student data** and powerful **class planning tools**. Shared learning playlists make collaborating with other educators a breeze. And a new streamlined dashboard—with quick links and visual displays inspired by our teacher users—provides **Georgia** students, teachers, and district administrators alike, an **easy-to-navigate**, game-changing platform so that learning can happen anytime, anywhere.

## TABLE OF CONTENTS

- 4** Navigating Realize
- 6** Accessing and Assigning Content
- 12** Helpful Class Tools
- 14** Scoring Student Work
- 16** Evaluating Student Performance
- 18** Scoring Student Work
- 20** Student Experience
- 22** Available Integrations
- 23** Help and Support Resources

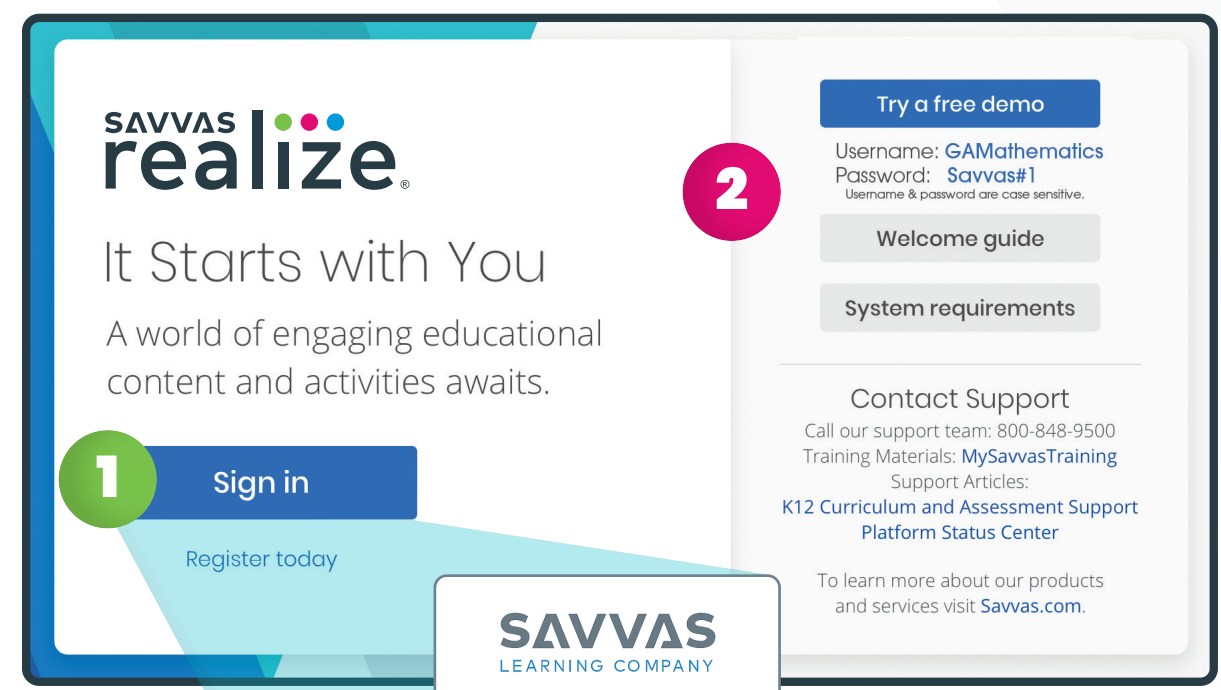
### Realize key features:

- Scores travel with students if they transfer to a new class within the school or district, making it easier to pick up where they left off.
- Interactive digital content, videos, animations, and adaptive resources make learning experiences engaging and personalized.
- Seamless integrations with more than two dozen major edtech applications offer plug-and-play interoperability with top classroom tools.

## Follow these steps to get started:

- 1** Go to: [SavvasRealize.com](https://SavvasRealize.com) to get started.
- 2** Check: **System requirements** to ensure your device is compatible.
- 3** Log in: Using the **username** and **password** below.

Username: **GAMathematics**  
Password: **Savvas#1**



**SAVVAS**  
LEARNING COMPANY

**Username**

**Password**

**Sign in**

Forgot your username or password?  
Assistance with Savvas Sign In

or

For Savvas EasyBridge Plus and Auto users,  
search for your school district's sign in options.

Can't find your district?

**i** This account is for review purposes only and will expire. Password is case-sensitive.

## TEACHER HOME PAGE

Think of the Savvas Realize<sup>®</sup> home page as your control center, where you can access assignments, assessments, and interactive student and teacher editions for one or all of your programs.

Getting Started  
with Realize



[Watch video >](#)

### Navigate Anywhere

From any page, you can use the top menu to return to this **Home** screen; **Browse** all of your programs; access assignments, rosters, and data for your **Classes**; and create custom content in **My Library**.

### At-a-Glance Info

Once you have at least one class, a class card will show you key details about recent **assignments**, as well as direct access to that class's **Data** and other important information.

**i** If you have three or fewer Realize classes, your class cards will be rectangles; if you have four or more, your class cards will be squares.

### Google Classroom

An icon clearly identifies classes that have been imported from Google Classroom.

### Find Content

Search for curricular content by keyword.

### Important Alerts

Look for notifications, like when custom content has been shared with you by an administrator or fellow teacher.

### Get Help

Search for help navigating Realize; find on-demand and live learning opportunities; connect with our Customer Care Center for technical support; and contact a program specialist for curricular support.

### Access Content

Click on any title in **My Programs** to see the Table of Contents and access resources for that program.

### Stay Up-to-Date

Be sure to read any message you see – it's how we share updates on new features, tips for using Realize, and other helpful information.

The screenshot shows the Savvas Realize Teacher Home Page. At the top, there is a navigation menu with 'Home', 'Browse', 'Classes', and 'My Library'. To the right of the menu are icons for search, notifications, help, and a user profile for 'Jennifer'. The main content area is divided into two class cards and a 'My Programs' section. The first class card is for 'Mrs. Smith's Grade K enVision Mathematics' and shows three assignments: 'Interactive Student Edition: Beginning of Topic 2' (8/10 Turned In, 1 Needs Action, Due Oct 12), 'Topic 1: Review What You Know' (2/10 Turned In, 1 Needs Action, New Comment, Due Oct 24), and 'Topic 1: enVision STEM Activity' (1/10 Turned In, New Comment, Due Oct 25). The second class card is for 'Mrs. Smith's Grade 2 enVision Mathematics' and shows three assignments: 'Math Practice 6 Animation' (9/10 Turned In, New Comment, Due Oct 20), 'Grade 2 Online Readiness Test' (5/10 Turned In, Due Oct 24), and 'Topic 1 Assessment' (2/10 Turned In, New Comment, Due Oct 26). The 'My Programs' section lists four programs: 'enVision Mathematics 2024 Georgia Grade K', 'enVision Mathematics 2024 Georgia Grade 1', 'enVision Mathematics 2024 Georgia Grade 2', and 'enVision Mathematics 2024 Georgia Grade 3'. A 'View All Programs' link is at the bottom of this section. A notification icon with a red '1' is in the bottom right corner.

## PROGRAM DASHBOARD

Once you've selected the program you want to explore, you can find award-winning Savvas Realize<sup>®</sup> content in several ways.

### Browse Content

The **Table of Contents** aligns directly with your Savvas textbook. You can also view helpful "Getting Started" documents and videos.

### Featured Resources

Our authors and curriculum experts have selected the most important materials to highlight in **Featured Resources**<sup>\*</sup>. You can find tutorial videos, benchmark assessments, and other foundational materials here.

<sup>\*</sup>Available with select Savvas programs.

### Find What You Want

Dynamic **search** allows you to find and filter standards-aligned content.

### Instructional Categories

View available resources by content type and choose an **instructional category** that aligns with your lesson.

**Assign** content directly to individual students, small groups, or an entire class. Or **add to a playlist** as part of a larger lesson.

Once you've found the perfect lesson, activity, or assessment, assigning is easy.

# MY LIBRARY, REALIZE READER, AND INTERACTIVE PDFS

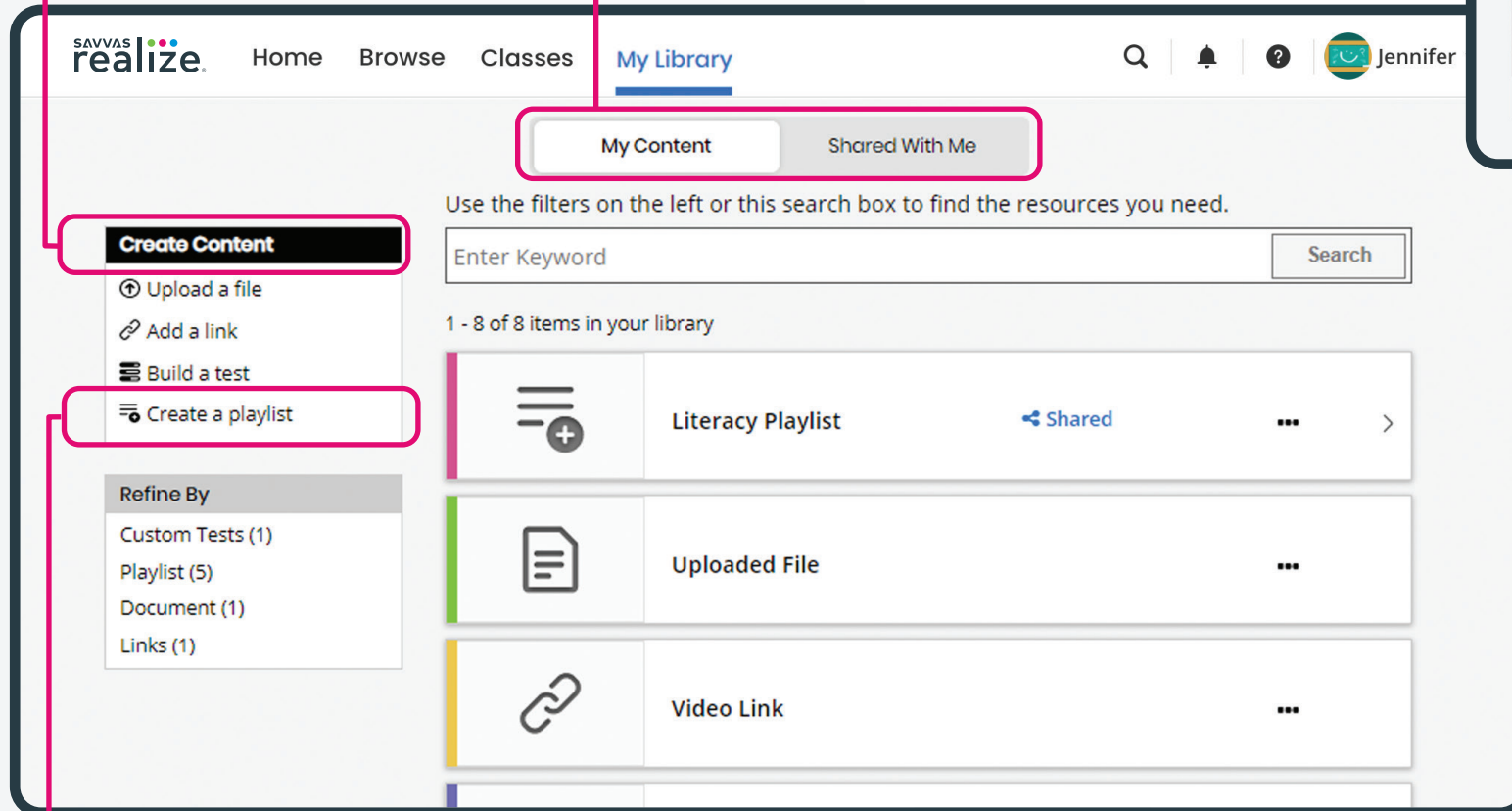
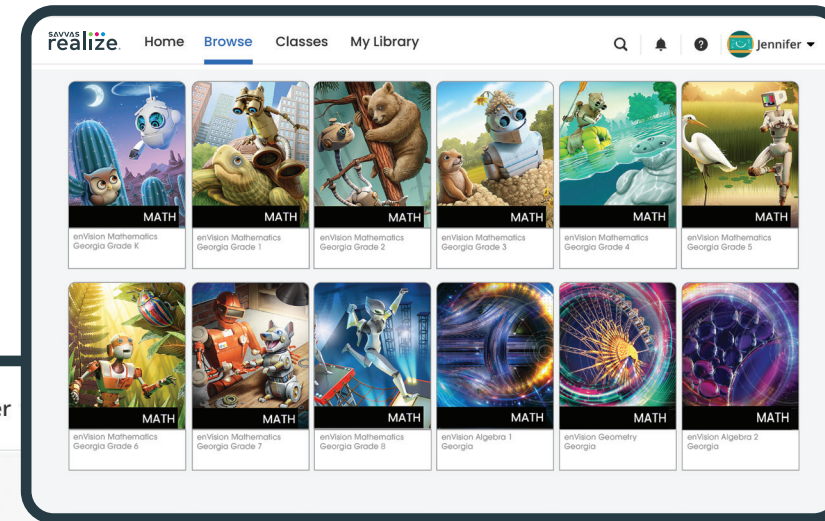
Savvas Realize<sup>®</sup> offers a variety of tools to make planning for and teaching your classes easier and more efficient.

## Customize Your Content

Upload your own files, add links, and build tests under the **Create Content** menu.

## Your Personal Portfolio

Under **My Content** you will see all of the custom content you create. **Shared With Me** houses playlists shared with you by teachers and assessments shared with you by administrators.



## Lesson Playlists

Create lesson playlists with content from across programs and/or your own custom content. Then, share it with teachers in your school or district.

Playlist Sharing



[Watch video >](#)

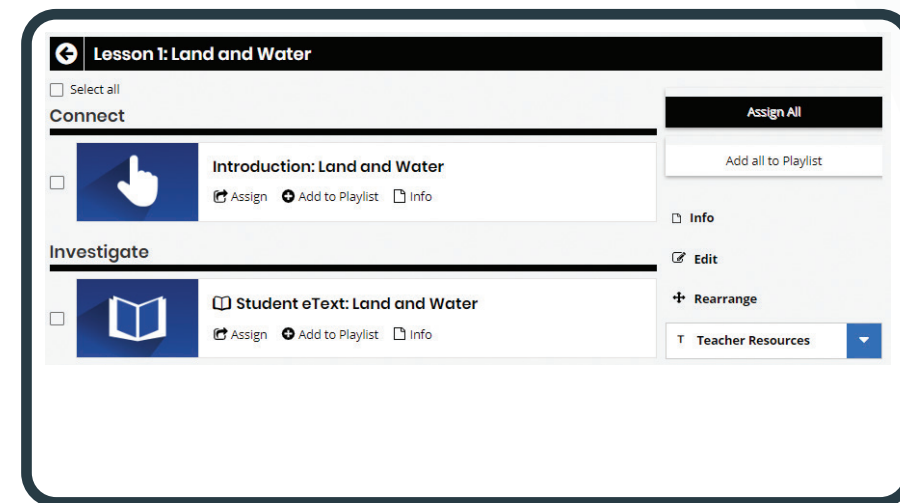
## No Internet? No Problem.

With Realize Reader<sup>™</sup>, you and your students can access Savvas eTexts—and take notes, highlight, save bookmarks, and respond to prompts—whether you're online or offline. For offline access, visit [reader.savvasrealize.com](http://reader.savvasrealize.com) and follow the directions.

Accessing eTexts Offline



[Watch video >](#)



## Interactive PDFs

Realize automatically turns any PDF into an interactive assignment – whether it's a PDF you uploaded or one that is included in your Savvas program. Students can review, mark up, and interact with PDFs, and teachers can provide feedback.

Interactive PDFs



[Watch video >](#)

# ASSIGNMENTS

Savvas Realize<sup>®</sup> makes reviewing and scoring student work easy. You can view your class assignments directly from your Dashboard's class card, or by selecting from a list of classes under the "Classes" tab.

## Make Data-Driven Decisions

Access detailed **data** reports for auto-scored assignments. (see p. 12)

## Target Your Instruction

See assignment progress and average score for each student in your class. Use the information to create and manage small **groups** and assign content just to them.

## Start a Discussion

Create a **prompt** or manage active discussions to keep your class engaged.

The screenshot shows the Savvas Realize interface for a class named "enVision Mathematics Georgia 2024 Grade 5". The "Assignments" tab is selected in the left sidebar. The main content area shows a list of assignments under the "Assignments by Class" view. A search bar at the top of the list is set to "Active Assignments". The assignments listed are:

- 1-1: Convince Me!**: 9/10 Turned In, 75% Class Average Score, Due Sep 10
- 1-1: Build Mathematical Literacy**: 8/10 Turned In, 80% Class Average Score, Due Sept 12
- 1-1: Quick Check**: 4/10 Turned In, 67% Class Average Score, Due Sept 14
- Game: Galaxy Hunt - Millions**: 2/10 Turned In, Due Sept 19
- 1-1: enVision STEM Activity**: 2/10 Turned In, 67% Class Average Score, Due Sept 19

Callouts from the text on page 10 point to the "Data" button in the sidebar, the search bar, and the "1-1: enVision STEM Activity" assignment title.

## Find What You Need


**Search** for assignments by title keywords for quick access to specific assignments.

## Dive Deeper

Click on any title to see assignment details for each student and review completed work.

# SCORING

With a dynamic layout, your scoring page optimizes to the task at hand – it expands the information you need and shrinks the stuff you don't.



Scores travel with students if they transfer to a new class within the school or district, making it easier to pick up where they left off.

## Teacher Feedback

Leave written feedback for a student when needed.

## Teacher's Preview

See a full list of students, organized by their progress on the assignment.

**Teacher's Preview**

Turned In (4)

- Linderson, Annabel
- Robinson, Sean
- Ferguson, Elizabeth 60%
- Walters, Quinn 84%

In Progress (4)

- Anistenopolis-Sampson Victori...
- Gardener, Giselle
- Martin, Yolanda
- Overglade, Edwina

Not Started (2)

- Donatell, Zoltan

enVision Algebra 1 Georgia 2024 Grade 9 -Period 1

1-1: Quick Check

67% Avg Score Due Sept 14

Preview

Robinson, Sean

Total 5 Questions Score 3/5 (60%)

To Score Questions (1) Expand All

Question 5

Manually Scored  / 1 pt

Comprehension

Directions: Listen to the selection. Then answer the question.

Selection:

Scored Questions (4)

Question 1 Auto Scored  1 / 1 pt

Question 2 Auto Scored  0 / 1 pt

Score Assignment

Status Comments

Turned In

Change status

Total Score 60 %

## Provide Feedback

Read and respond to student comments or leave your own feedback.

## Return Assignments for Redo

If a student accidentally submits an assignment early or forgets to submit a completed one, you can **Change Status** to return the assignment or submit it for the student.

## Manually Score Items

If you assign open-response questions or discussion prompts, you can **manually score** items by selecting the item from the list.

## Review Auto-Scored Responses

Realize will automatically score multiple-choice items, but you can click on **auto-scored** items to see the submitted answers.

## STUDENT HOME PAGE

Both the Savvas Realize<sup>®</sup> student and teacher interfaces are designed to mimic one another, so you and your students can navigate in parallel.

Realize for Students and Parents



[Watch video >](#)

### Navigate Anywhere

Menu options on the Home Page allow your student to **Browse** their digital content, access all of their Realize **Classes**, and view their **Grades**. These menu options are available from every Realize page.

### Find Content

To search for content in Savvas Realize, click the magnifying glass icon at the top right of any page.

### Student Profile

Students can click the **Profile** icon at the top right of any Savvas Realize<sup>®</sup> page to access the following:

- 1 The **Settings Menu** allows students to select a language and customize their Profile Home Page images.
- 2 Click **Sign Out** to close Savvas Realize. This is especially important if your student is sharing a computer or device with others.

### At-a-Glance Info

For each of their Realize classes, students have a class card that includes recent **assignment information**, alerting them to comments and reminding them of due dates. Cards also provide access to each class's **Discussions**, **Grades**, and **Programs**.


### Get Help








The Help Menu allows students to get support on any Realize page, and to search for additional help resources.





## CONNECT TO WHAT MATTERS


No matter what technologies you use, we have an integration for you. Savvas Realize® is designed around how you, the teacher, work and manage class on a daily basis. To support teacher-centered design, Realize integrates with a number of the digital tools you may already use. Because every district has a different policy and process for integrating these tools, check with your school or district IT staff to get a better idea of what is possible and approved for integration.



Rostering Tools	Student Information System	Learning Management System	Productivity Tools
			
			
	PowerSchool	Schoology®	







**And  
Many  
More!**

Unless otherwise indicated herein, all third party trademarks are the property of their respective owners and are not intended to imply any sponsorship or endorsement by the owners of such trademarks.

## SUPPORT FOR SAVVAS REALIZE

We are here for you when you need us.



### Support.Savvas.com

For helpful troubleshooting tips and to get in touch with support.



### mySavvasTraining.com

For on-demand training, videos, and tutorials for all your favorite programs.



### Parents.Savvas.com

Questions at home? Our “Parents’ Corner” gives helpful tips and tricks to support learners and those who support them wherever they are.



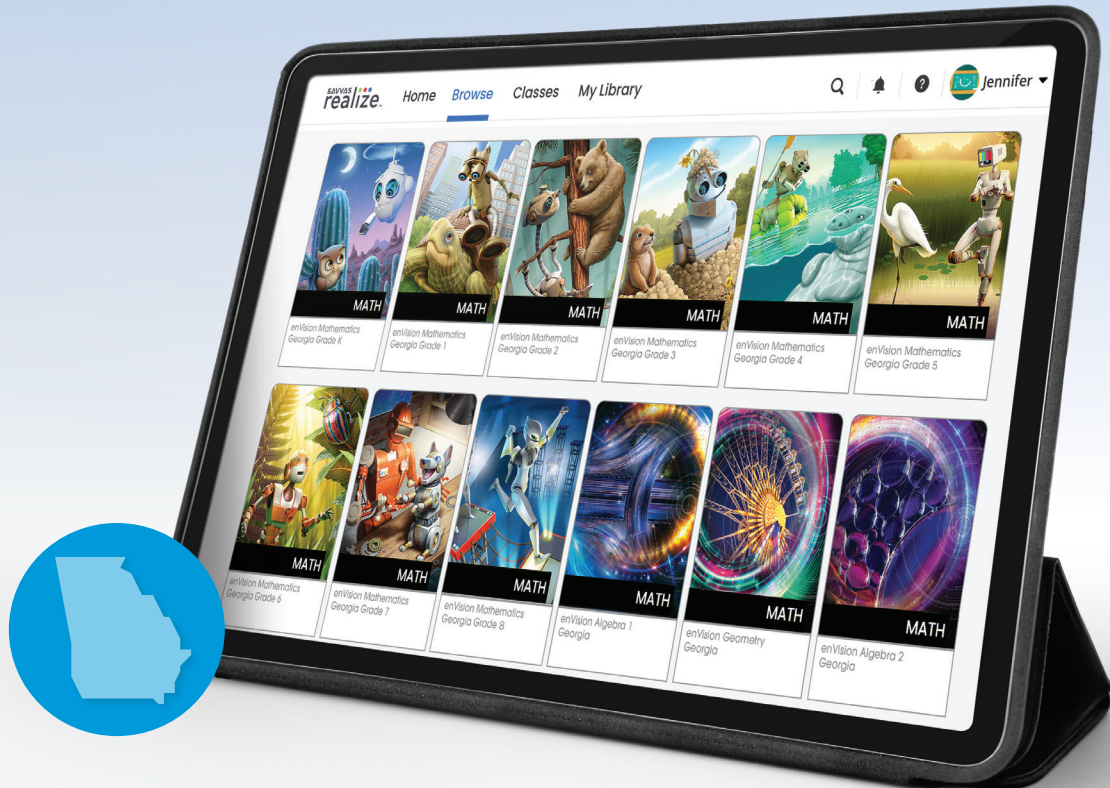
### Status.Savvas.com

Subscribe to receive updates if Realize has planned or unplanned downtime.



# SAVVAS realize.

## enVision® Mathematics Georgia



SCAN the QR code to find your **GEORGIA** Account Manager.



[Savvas.com/GAMath](https://Savvas.com/GAMath)

**SAVVAS**  
LEARNING COMPANY

Savvas.com  
800-848-9500

Copyright © 2023 Savvas Learning Company LLC. All Rights Reserved.  
Savvas® and Savvas Learning Company® are the exclusive trademarks  
of Savvas Learning Company LLC in the US and in other countries.

All logos are the property of their respective owners and do not imply endorsements.

SAM 9781418846510 ADV 9781418846527

Join the Conversation  
@SavvasLearning



Get Fresh Ideas for Teaching  
[Blog.Savvas.com](https://Blog.Savvas.com)